


SUMMER

Math & Literacy

No Prep Worksheets




Name _____

WHAT COMES NEXT?







Directions: Write the number that comes next.





1, 2, ____	8, 9, ____
6, 7, ____	4, 5, ____
3, 4, ____	7, 8, ____
2, 3, ____	5, 6, ____
9, 10, ____	10, 11, ____



TE

ning sound

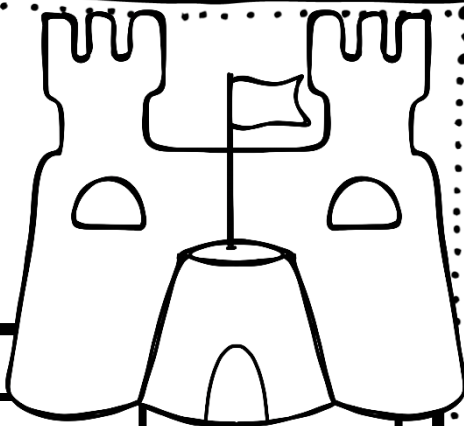
a	b	c	d	e
f	g	h	i	j
k	l	m	n	o
p	q	r	s	t
u	v	w	x	y
z				



Name _____

LETTER WRITING

Directions: Trace the uppercase letters.



A

B

C

D

E

F

G

H

I

J

K

L

M

N

O

P

Q

R

S

T

U

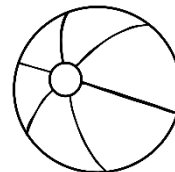
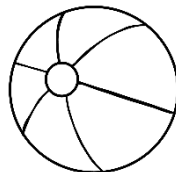
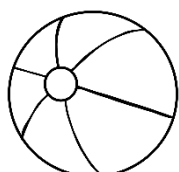
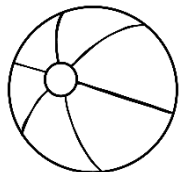
V

W

X

Y

Z







Name _____

LETTER WRITING


Directions: Write the missing uppercase letters.





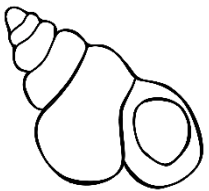

A		C	D	
F	G		I	J
K		M		O
P	Q		S	T
	V		X	
Z				

Name _____

LETTER WRITING



Directions: Trace the lowercase letters.





a	b	c	d	e
f	g	h	i	j
k	l	m	n	o
p	q	r	s	t
u	v	w	x	y
z				

Name _____

LETTER WRITING




Directions: Write the missing lowercase letters.

a		c		e
f	g		i	j
	l	m		o
p		r		t
u	v	w		y
				

Name _____

SORT the **PRINTS**

Directions: Cut and sort the paws with the correct bear.





©KinderMyWay





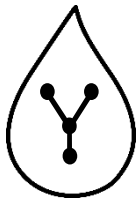
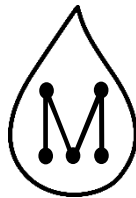
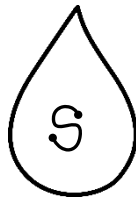
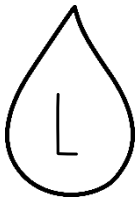
Name _____

SORT the **RAIN**

Directions: Cut and sort the raindrops with the correct cloud.



©KinderMyWay



Name _____

Sort the **WORDS**

Directions: Cut and sort the words with the correct bucket.



©KinderMyWay

can

the

the

the

can

the

can


can

the


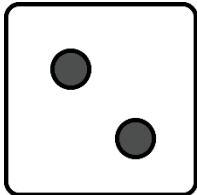




the

Name _____

ROLL and WRITE




Directions: Roll the die, write the letter in that column.

A	B	C	D	E	F
					

Name _____


ROLL and WRITE



Directions: Roll the die, write the letter in that column.

G	H	I	J	K	L

Name _____




ROLL and WRITE

Directions: Roll the die, write the letter in that column.


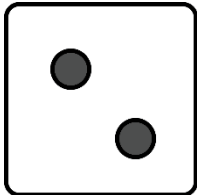




M	N	O	P	Q	R
1	2	3	4	5	6

Name _____




ROLL and WRITE

Directions: Roll the die, write the letter in that column.







S	T	U	V	W	X
					

Name _____



ROLL and WRITE

Directions: Roll the die, write the letter in that column.


Y	Z	S	M	T	J
					

Name _____

SORTING LETTERS

Directions: Cut and glue the letter in the correct box.

A a





E e

A

E

e

a

A

A

a


E


Name _____

SORTING LETTERS

Directions: Cut and glue the letter in the correct box.

Q q





Gg

G

G

Q

gg

Q

g

q


q

Name _____

SORTING LETTERS

Directions: Cut and glue the letter in the correct box.

Ff



Hh

h

f

F

H

f

F

h

H

Name _____

SORTING LETTERS

Directions: Cut and glue with the correct cone.

Uppercase



Lowercase



b

m

D

I

J


a

L

i

Name _____

WHAT COMES **NEXT?**



Directions: Write the letter that comes next.

W, X, _____

G, H, _____

C, D, _____

J, K, _____

S, T, _____

E, F, _____

D, E, _____

R, S, _____

P, Q, _____

N, O, _____

Name _____

WHAT COMES NEXT?



Directions: Write the letter that comes next.

a, b, _____

h, i, _____

p, q, _____

m, n, _____

s, t, _____

b, c, _____

l, m, _____

x, y, _____

q, r, _____

t, u, _____

Directions: Use the dauber to dab the correct letter.

Name _____

Aa

CAMP letter SEARCH



A collection of letters in circles scattered around the camper. The letters are: A, a, S, a, a, N, A, a, A, h, a, a, a, t, l, c, a, A, j, a, z, a, b, a, m, b, a, a, a.

How many did you find?

Directions: Use the dauber to dab the correct letter.

Name _____



CAMP letter SEARCH



L

a

u

L

i

B

Z

L

R

A

N

L

Z

C

L

Y

L

L

g

L

L

I

I

i

j

S

How many did you find?

Directions: Use the dauber to dab the correct letter.

Name _____

Ss

I SCREAM for LETTERS



A collection of 25 circles, each containing a letter. The letters are: S, S, I, B, S, O, S, A, S, X, K, S, S, Z, S, g, S, B, N, S, j, S, g.

How many did you find?

Directions: Use the dauber to dab the correct letter.

Name _____

Ff

I SCREAM for LETTERS



A collection of letters in circles scattered around the boy. The letters are: F, f, T, t, G, g, m, s, r, F, F, U, I, J, Z, f, F, f, F, f, K, S.

How many did you find?

Directions: Use the dauber to dab the correct letter.

Name _____

Vv

PICNIC Of LETTERS



A collection of letters in circles scattered around the girl, including: T, L, V, S, V, A, V, D, V, V, O, I, t, X, V, H, v, T, L, F, and V.

How many did you find?

Directions: Use the dauber to dab the correct letter.

Name _____

Uu

PICNIC Of LETTERS



U

u

U

L

d

R

u

u

A

L

Z

T

W

u

u

S

B

V

S

U

U

u

u

U

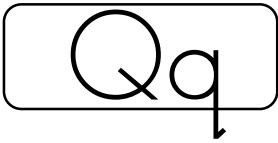
m

s

How many did you find?

Directions: Use the dauber to dab the correct letter.

Name _____



DIGGING LETTERS

Up



A collection of letters in circles scattered around the boy. The letters include: a, Q, M, q, a, Q, A, s, T, q, T, Q, a, y, q, q, q, L, R, q, J, q, h, Q.


How many did you find?

Directions: Use the dauber to dab the correct letter.

Name _____

Rr

I SCREAM for LETTERS



A collection of letters in circles for a dot marker activity. The letters are: R, S, r, r, P, Z, R, M, R, A, O, R, R, r, K, D, r, R, R, X, E, r.

How many did you find?

Directions: Use the dauber to dab using the code below.

Name _____

Uppercase: Red
Lowercase: Blue

I SCREAM for LETTERS







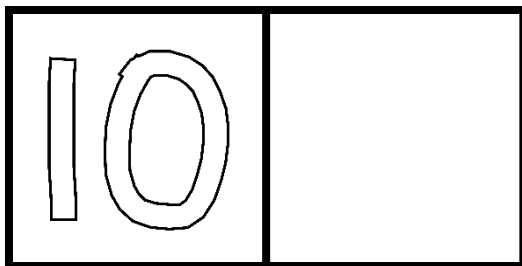

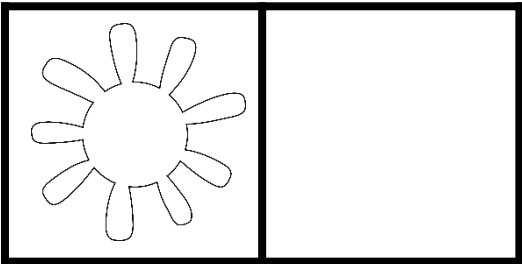
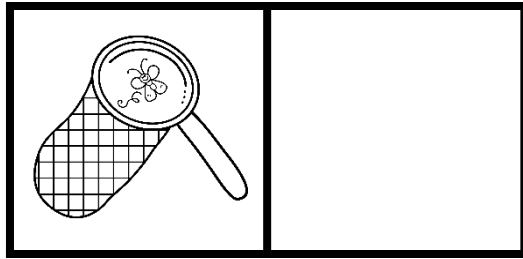



A collection of letters in circles for a dot marker activity. The letters are arranged as follows:

- Top row: T, G, m
- Second row: j, S, M
- Third row: B, Z, R, L
- Fourth row: O, R, p, f
- Fifth row: E, C, m, K, D
- Sixth row: h, D, t, F
- Bottom row: Q, E, H, K

Name _____


RHYME TIME

Directions: Cut and glue the pictures that rhyme.




Name _____

SAY and CIRCLE




Directions: Say the name and circle the beginning sound.



b

s



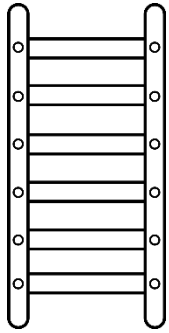
r

m




f

g



s

l




x

r



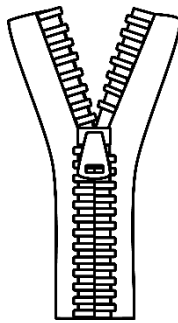
l

k




a

c




z

y



d

b



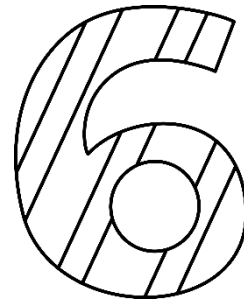
p

i



u

o



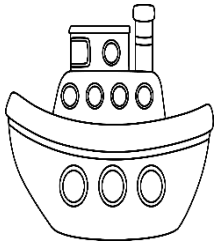
s

r


Name _____

SAY and WRITE


Directions: Say the name and write the beginning sound.




.....




.....




.....



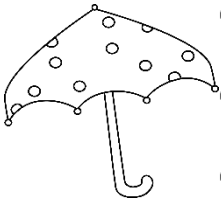
.....




.....




.....




.....




.....




.....



.....



.....



.....

Name _____

FIND, COLOR and COUNT

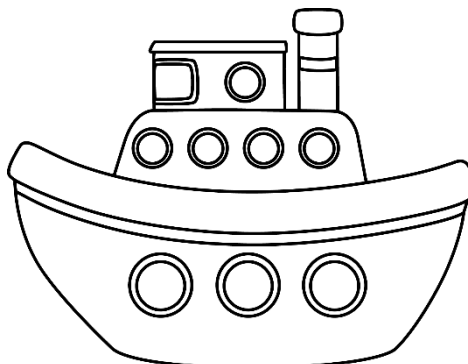

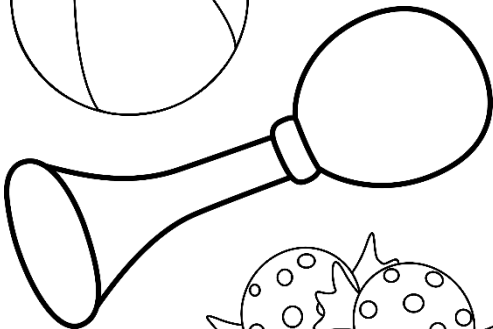
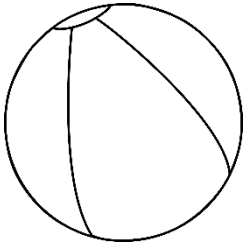



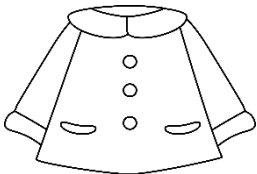

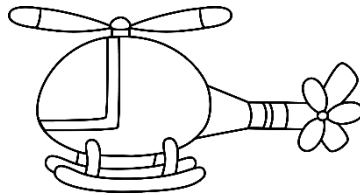
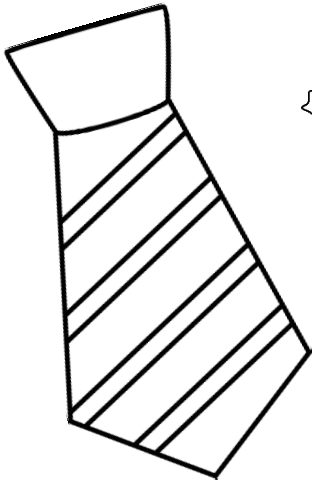
Directions: Find the pictures with same beginning sound, color and count how many you found.



B

T

H



Name _____




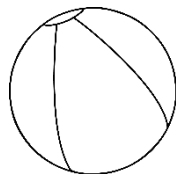
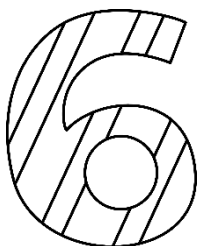

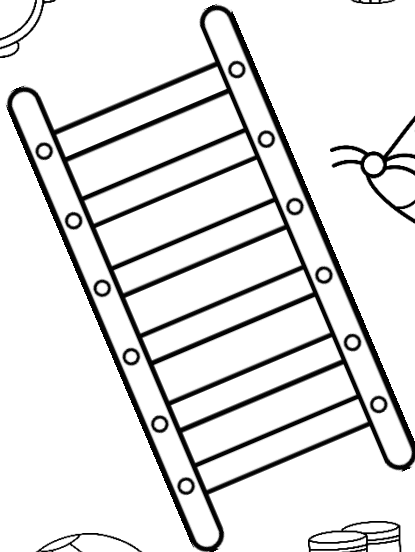





FIND, COLOR and COUNT

Directions: Find the pictures with same beginning sound, color and count how many you found.


S	
---	--

L	
---	--

M	
---	--

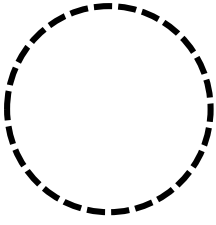


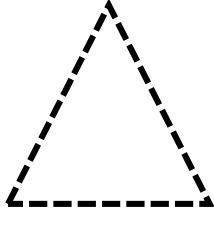
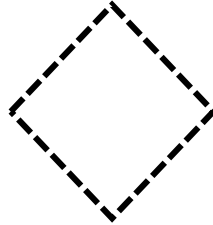
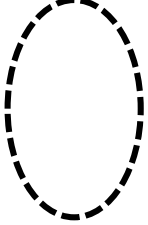
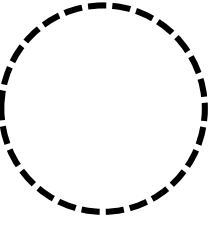


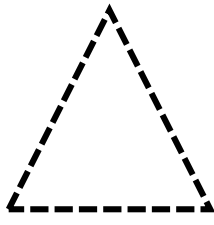
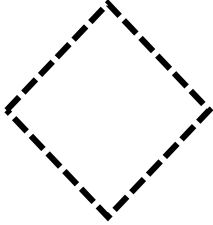
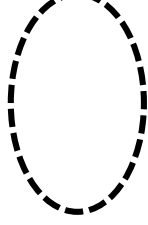
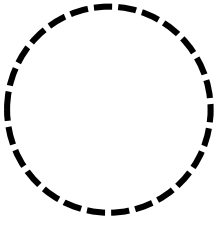


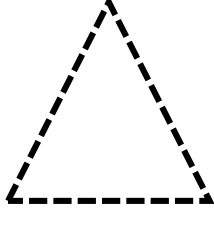
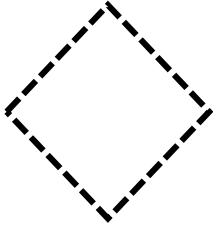
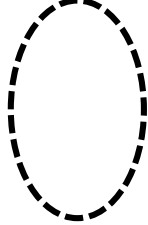
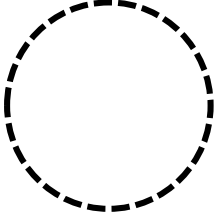


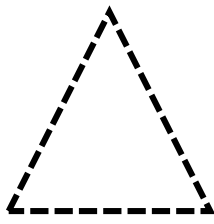
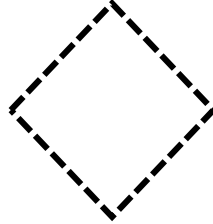
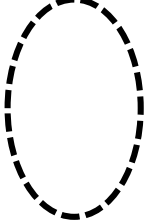
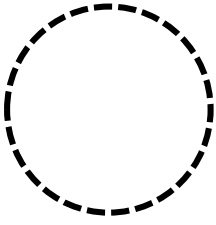


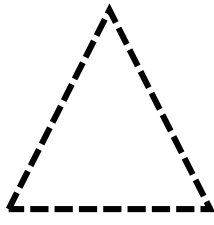
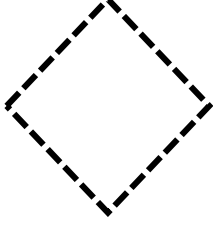
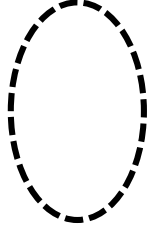








Name _____



ROLL and WRITE

Directions: Roll the die, trace the shape in that column.

Name _____

COUNTING SETS

Directions: Count the sets and write the number in the box.



8 beach balls

9 lounge chairs

12 buckets

12 sandcastles

10 ice cream cones

10 seashells

6 cameras

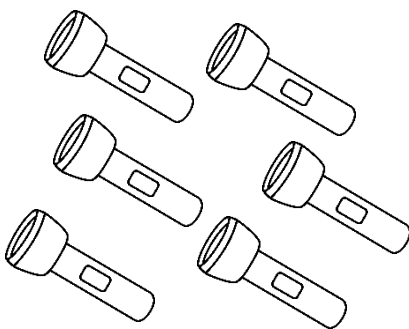
6 pairs of sunglasses

Name _____


COUNTING SETS



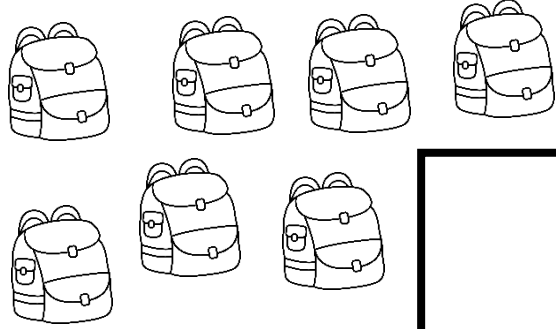
Directions: Count the sets and write the number in the box.




A set of six flashlights arranged in two columns of three. To the right is a square box for the answer.



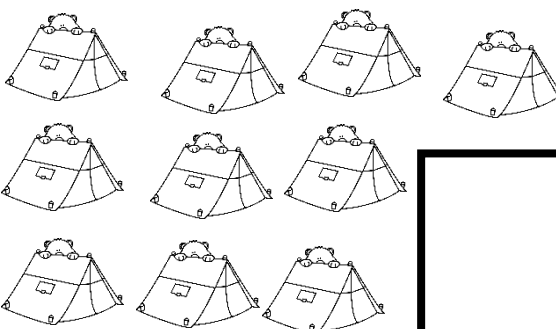
A set of nine s'mores arranged in three rows of three. To the right is a square box for the answer.




A set of six backpacks arranged in two rows of three. To the right is a square box for the answer.




A set of three paw prints arranged in two rows: two in the top row and one in the bottom row. To the right is a square box for the answer.




A set of nine tents arranged in three rows of three. To the right is a square box for the answer.



A set of six bears sitting in canoes, arranged in two rows of three. To the right is a square box for the answer.



A set of four campfires arranged in two rows of two. To the right is a square box for the answer.

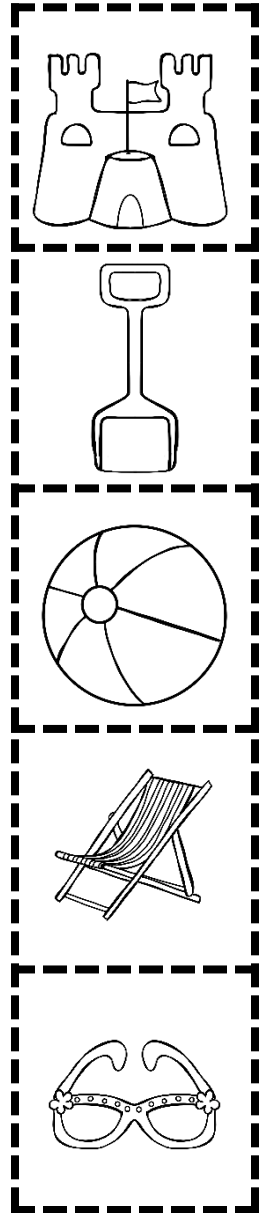
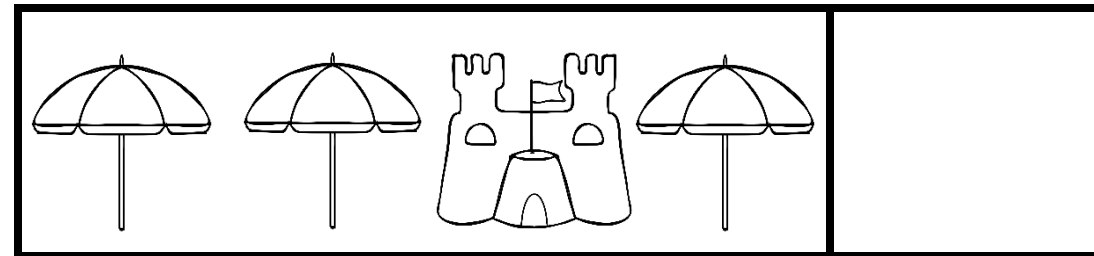
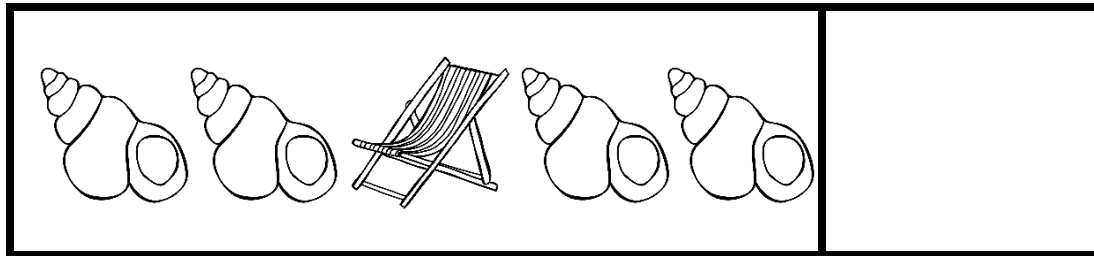
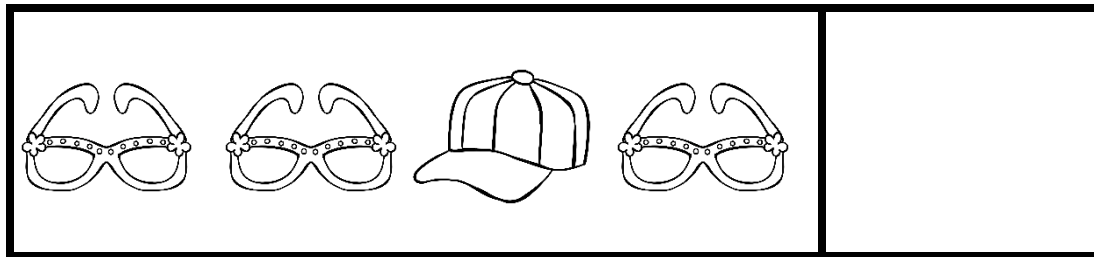
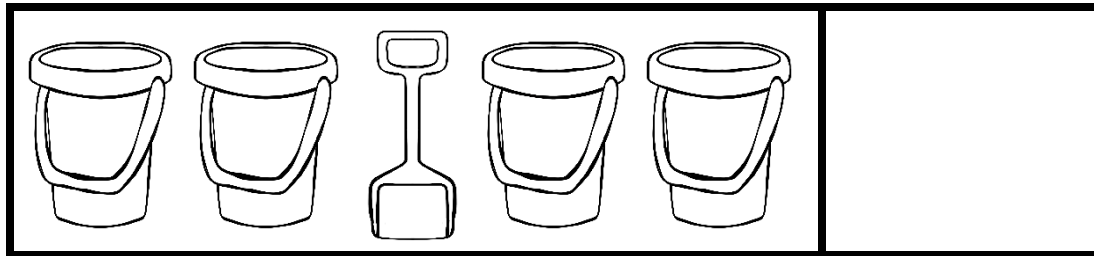



A set of ten thermoses arranged in two rows of five. To the right is a square box for the answer.

Name _____

SUMMER PATTERNS







Directions: Cut and glue what comes next in the pattern.



Name _____

PICNIC PATTERNS

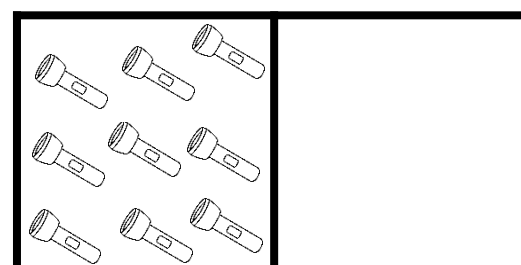

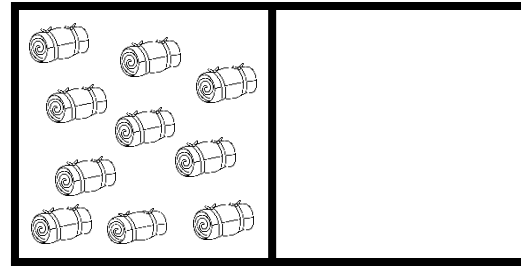
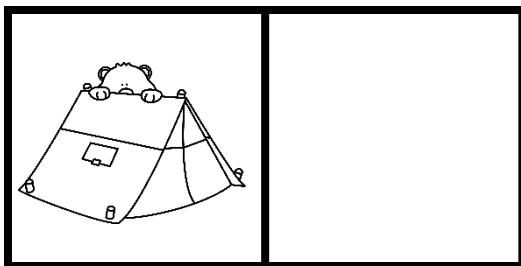
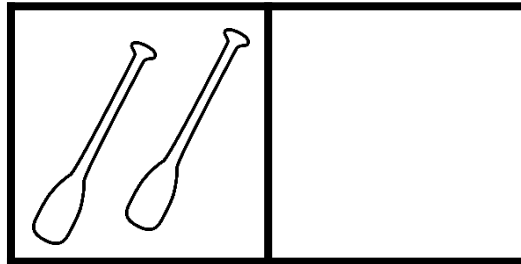
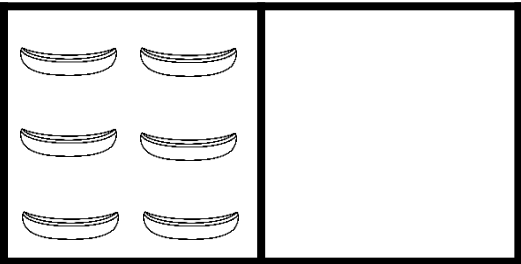
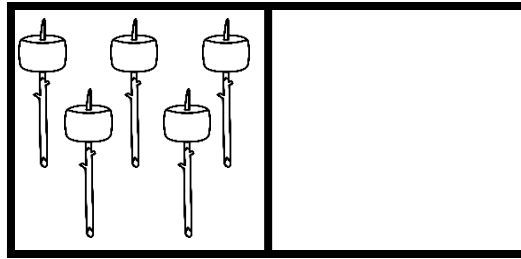

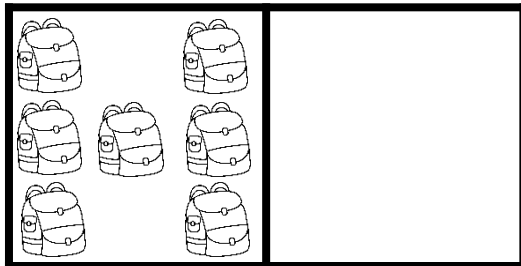
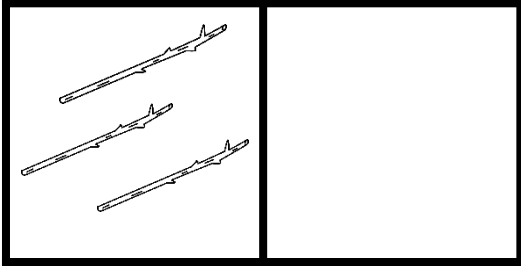
Directions: Cut and glue what comes next in the pattern.



Name _____

COUNT and MATCH

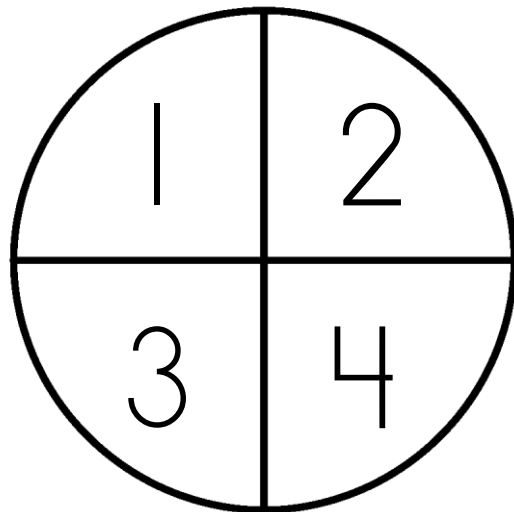
Directions: Count and glue correct number with the set.



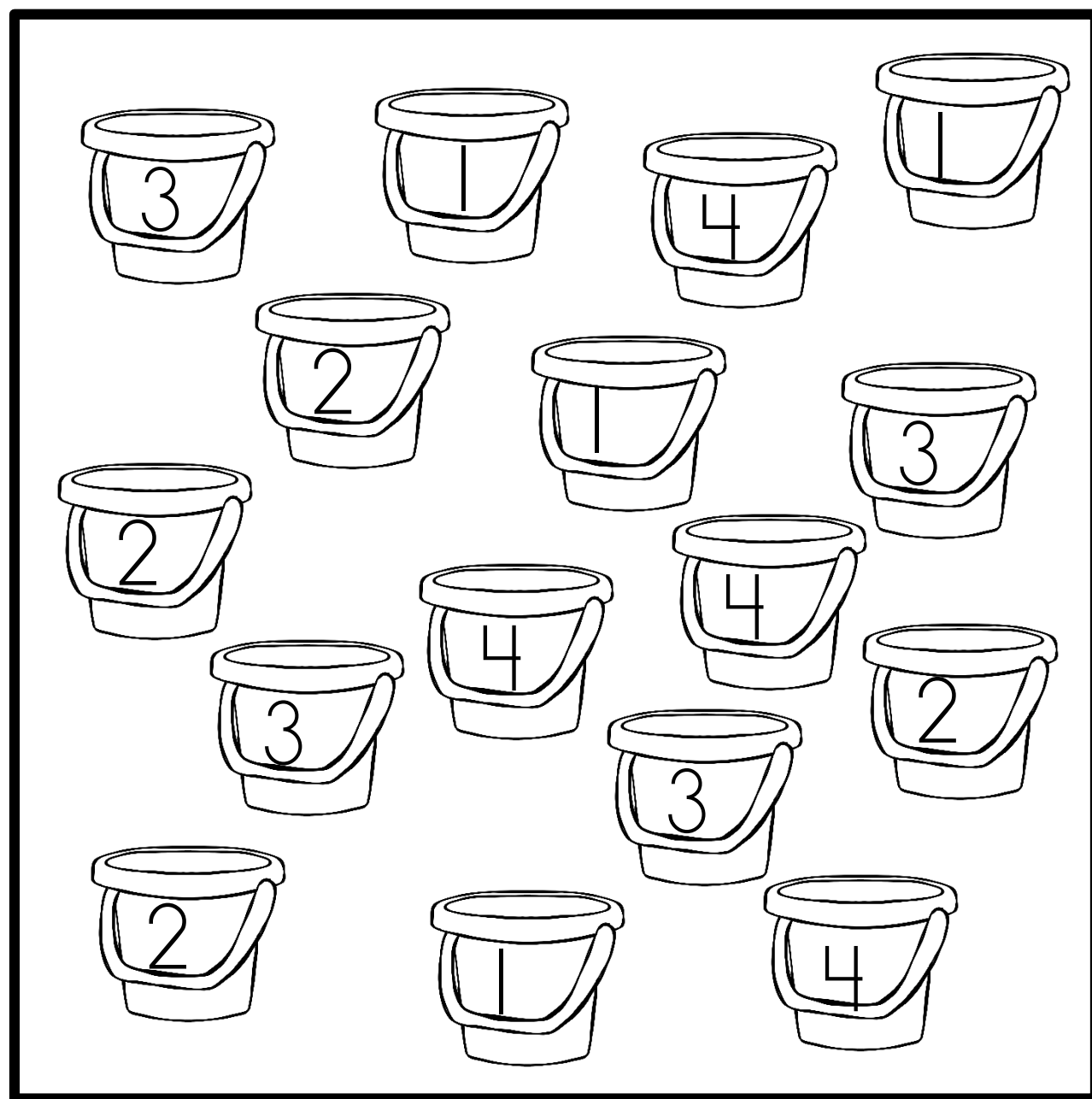
10
7
2
5
3
1
6
8
4
9

Name _____

Directions: Use a paperclip and pencil to make a spinner. Spin the clip and color a bucket with the same number.



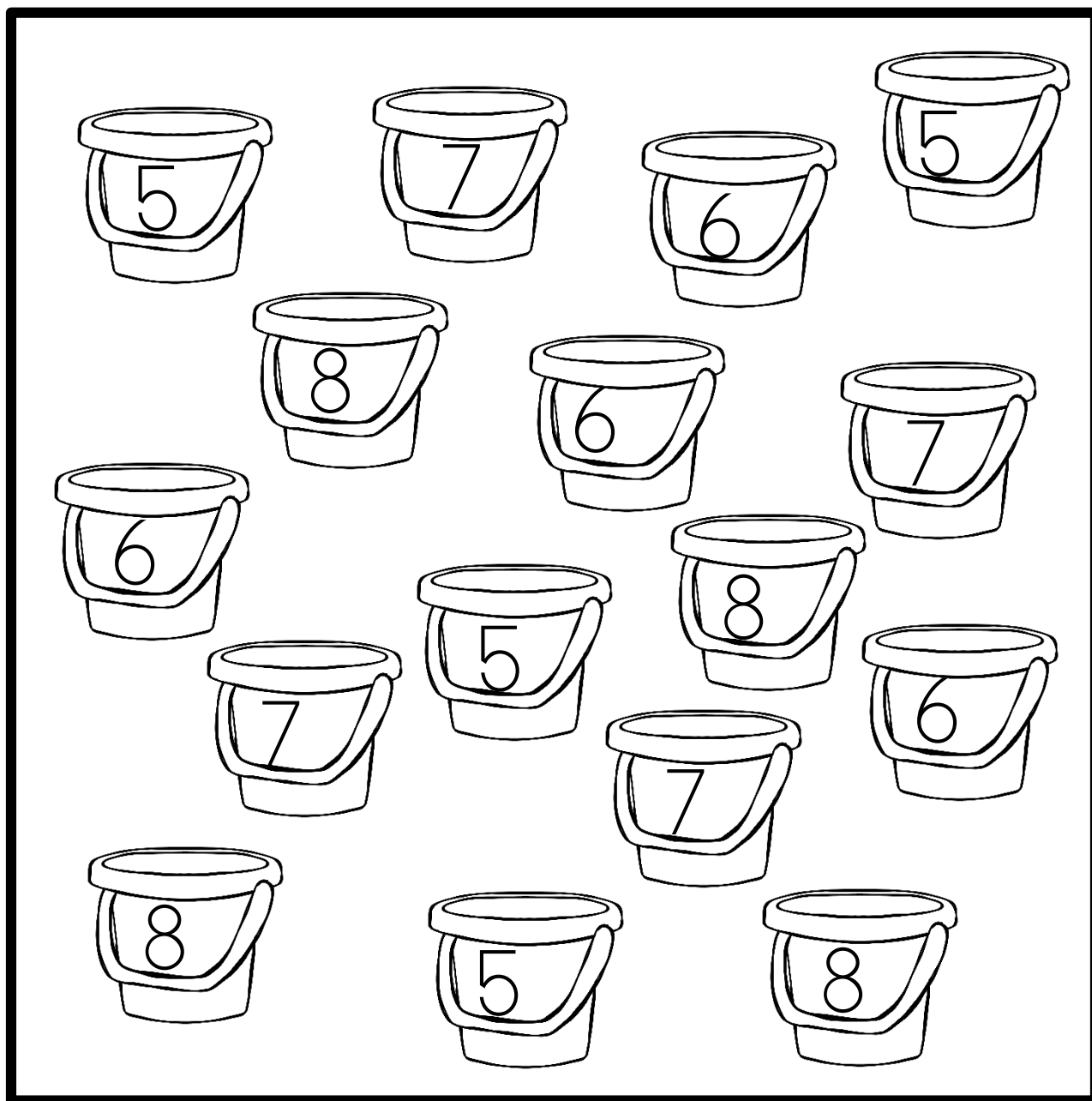
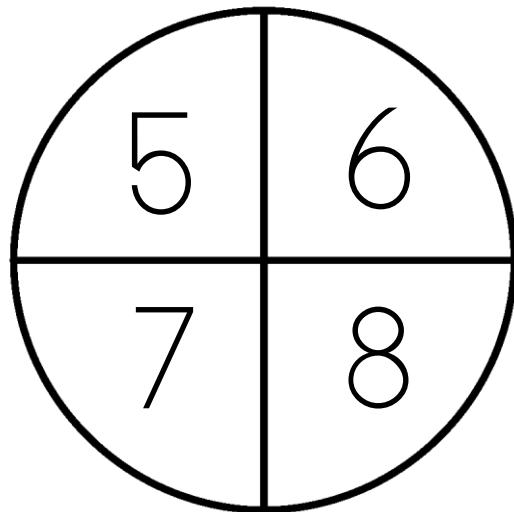
SPIN and COLOR



Name _____

Directions: Use a paperclip and pencil to make a spinner. Spin the clip and color a bucket with the same number.

SPIN and COLOR



Name _____

COLOR by NUMBER

Directions: Color using the code.

Code:

1 blue

2 red

3 green

4 brown


5 yellow



Name _____


COLOR by NUMBER

Directions: Color using the code.




Code:

- | | |
|---------|----------|
| 1 blue | 5 yellow |
| 2 red | 6 black |
| 3 green | 7 pink |
| 4 brown | 8 purple |



Name _____

COLOR by NUMBER



Code:

- 11 Red
- 12 Blue
- 13 Brown
- 14 Black
- 15 Green
- 16 Pink
- 17 Yellow

Name _____

WHAT COMES **NEXT?**



Directions: Write the number that comes next.

1, 2, _____

8, 9, _____

6, 7, _____

4, 5, _____

3, 4, _____

7, 8, _____

2, 3, _____

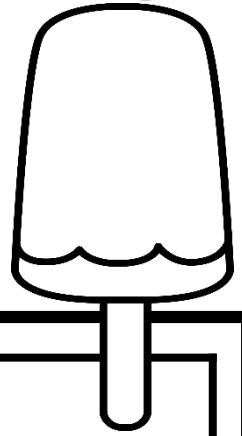
5, 6, _____

9, 10, _____

10, 11, _____

Name _____

WHAT COMES **NEXT?**



Directions: Write the number that comes next.

12, 13, ____

17, 18, ____

16, 17, ____

14, 15, ____

13, 14, ____

19, 20, ____

11, 12, ____

15, 16, ____

18, 19, ____

20, 21, ____

Name _____

NUMBER WRITING

Directions: Trace the numbers 1-20.























Name _____

NUMBER WRITING

Directions: Trace the numbers 1-20.

















Name _____


POPSICLE COLORING

Directions: Color the popsicle the correct color.


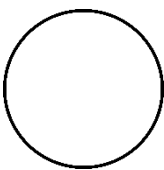



Name _____

FIND, COLOR *and* COUNT




Directions: Find and color each shape the same color. Count the number of shapes you find.

					
---	--	---	--	---	--

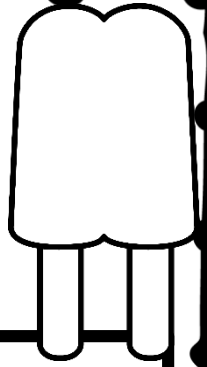
A large rectangular area containing various geometric shapes for a shape-finding activity. The shapes include:

- Rectangles: horizontal, vertical, and tilted.
- Circles: of various sizes.
- Triangles: of various sizes and orientations.


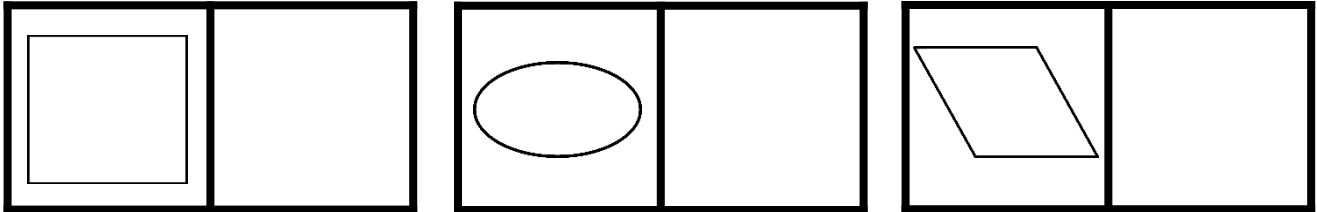


Name _____

FIND, COLOR and COUNT

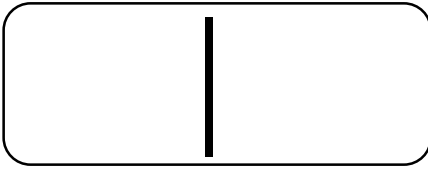


Directions: Find and color each shape the same color. Count the number of shapes you find.




Directions: Use the dauber to dab the correct number.

Name _____



PICKING NUMBERS



A collection of 28 circles, each containing a number, scattered around the girl. The numbers are: 1, 7, 2, 3, 1, 0, 1, 1, 1, 8, 9, 1, 1, 1, 1, 1, 1, 1, 1, 1, 3, 1, 5, 1, 1, 5, 3, 1, 4.

How many did you find?

Directions: Use the dauber to dab the correct number.

Name _____

2

GROWING NUMBERS



A collection of numbers in circles scattered around the boy. The numbers are: 2, 4, 9, 2, 4, 2, 1, 2, 9, 7, 2, 7, 2, 2, 2, 2, 5, 6, 3, 7, 1, 2, 5, 2, 2, 2, 4.


How many did you find?

Directions: Use the dauber to dab the correct number.

Name _____

3

DIGGING UP NUMBERS



A collection of 25 circles, each containing a number. The numbers are: 2, 3, 7, 10, 3, 3, 1, 3, 3, 8, 9, 3, 7, 3, 2, 1, 3, 3, 5, 8, 3, 10, 4, 3, 3.

How many did you find?

Directions: Use the dauber to dab the correct number.

Name _____

4

PICKING NUMBERS

A cartoon girl with a large bow in her hair, wearing a dress with polka dots and striped tights, holding a large flower. She is surrounded by 25 circles, each containing a number. The numbers are: 4, 7, 2, 2, 4, 3, 4, 4, 4, 8, 4, 4, 8, 9, 6, 4, 4, 4, 4, 4, 10, 4, 2, 9, 5, 4, 4.


How many did you find?

Directions: Use the dauber to dab the correct number.

Name _____

5

SUN & FUN with NUMBERS



Activity area containing various numbers in circles for counting. The numbers are: 5, 1, 3, 5, 5, 2, 5, 6, 3, 5, 2, 5, 5, 9, 5, 2, 1, 5, 5, 8, 1, 5, 5, 10, 5, 5, 1, 4.


How many did you find?

Directions: Use the dauber to dab the correct number.

Name _____

6

SUN & FUN with NUMBERS



A collection of 25 circles, each containing a number. The numbers are: 10, 6, 4, 6, 8, 6, 7, 2, 5, 6, 6, 3, 9, 6, 6, 2, 6, 6, 1, 10, 5, 6, 6, 1, 2, 4.

How many did you find?


Directions: Use the dauber to dab the correct number.

Name _____

7

NUMBER

Surfin'



6

7

1

7

7

9

7

2

5

8

7

7

6

2

4

2

7

8

9

7

3

5

6

7

7

4

How many did you find?

Directions: Use the dauber to dab
the correct number.

Name _____

FISHIN' for NUMBERS

8



1

8

3

8

8

3

5

8

1

2

1

8

5

8

8

4

8

7

8

3

8

8

3

8

6

9


How many did
you find?

Directions: Use the dauber to dab the correct number.

Name _____

9

FISHIN' for NUMBERS



A collection of numbers in circles scattered around the girl, intended for a dot-marker activity. The numbers include: 9, 1, 9, 9, 6, 4, 5, 9, 2, 9, 8, 9, 7, 10, 7, 6, 8, 9, 7, 4, 9, 2, 5, 9, 1.



How many did you find?

Directions: Use the dauber to dab the correct number.

Name _____

10

FISHIN' for NUMBERS



6

3

7

10

2

10



10

10

10

2

1

3

9

8

10

10

4

7


10

10

5

2

How many did you find?



KinderMyWay

Terms of Use



You May:

- Use this item for students in a single classroom
- Purchase additional licenses for use in other classrooms

You May Not:

- Share with friends or colleagues
- Copy items for use by others.
- Place item on a website (in whole or part) for download
- Claim as your own

Thank you for your purchase. I appreciate your trust in my work. Don't forget to leave feedback for credit on future purchases.

© 2019 KinderMyWay. All rights reserved. Purchase of this unit entitles the purchaser the right to reproduce the pages in limited quantities **for single classroom use only**. Duplication for an entire school, an entire school system or commercial purposes is strictly forbidden without written permission from the publisher.

Copying **any** part of this product and placing it on the Internet in any form (even a personal/classroom website) is strictly forbidden and is a violation of the Digital Millennium Copyright Act (DMCA). These items can be picked up in a google search and then shared worldwide for free.

Credits

Thank you to the following stores for their clipart and fonts used in this product.

